


子どものための英語文法ワークブック

Basic English Grammar for Kids



M'S WORKBOOK

Section 1 Alphabet (アルファベットの練習)



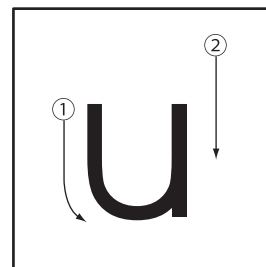
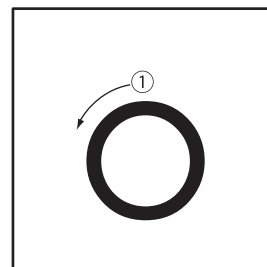
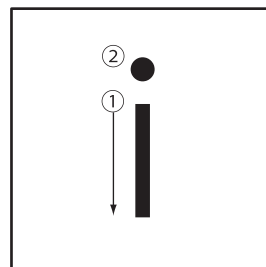
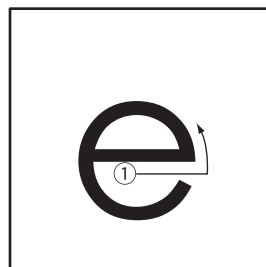
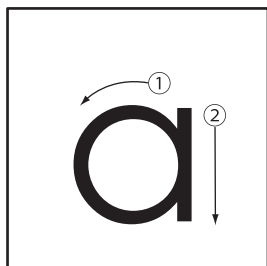
Complete the maze from **A** to **Z**. (下の **A** ~ **Z** まで進んでみよう)

start →

The maze contains letters A through Z in circles. A path is highlighted in grey, starting from 'start' and ending at 'goal'. The path starts at 'start', goes right, then down to 'A', then right to 'C', then down to 'B', then right to 'D', then down to 'E', then right to 'I', then down to 'G', then right to 'F', then up to 'H', then right to 'J', then down to 'U', then right to 'V', then up to 'W', then right to 'Z', then up to 'X', then left to 'R', then up to 'Q', then left to 'L', then up to 'M', then left to 'K', then up to 'S', then left to 'T', then up to 'Y', then left to 'P', then up to 'N', then left to 'O', then up to 'A'.

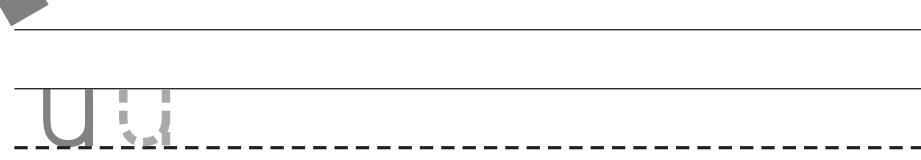
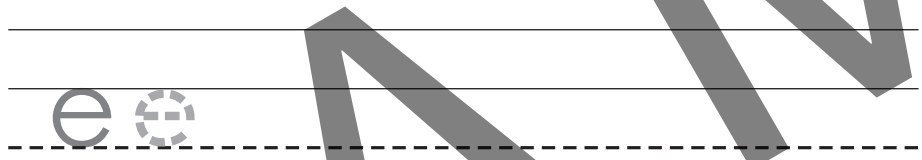
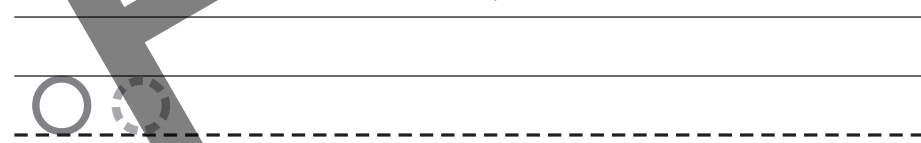
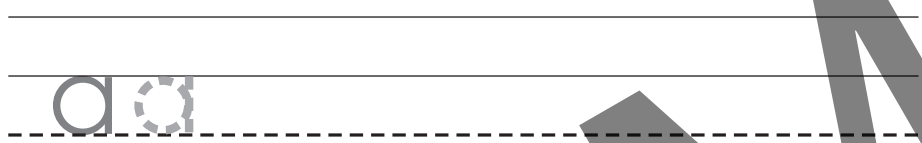
→ goal

こもじ
小文字



Write the letters on the dotted lines.

でんせん うえ もじ か
(点線の上に文字を書こう)




おぼ
覚えるヒント
『ア』『イ』『ウ』『エ』『オ』とも
よ
読めるよ!





Write the correct word to complete each sentence.

ぶん あ え えら せん むす
(右の枠の中から言葉を選んで書き文を完成しよう。)



1




_____ is a student.

2



_____ is an umbrella.

3



_____ are pandas.

4



_____ is a dentist.

5



_____ are boys.



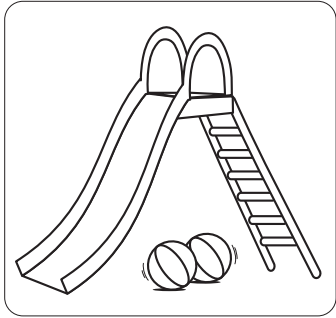
- He
- She
- It
- They



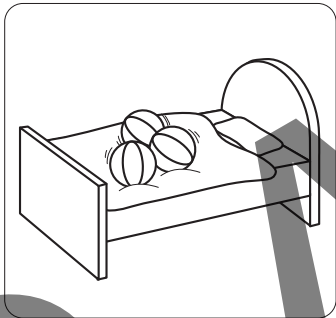
Look at the pictures. Choose the best word for each picture from the and write it on the line. Then read the sentences.

絵を見て、それが「どこ」にあるか から選び線の上を書いてみよう! それから英文を読んでみよう!

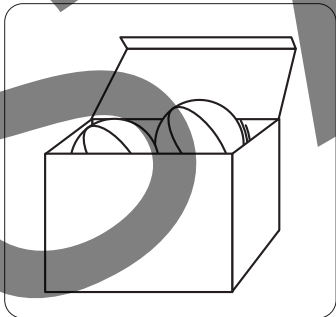
Where are they? (それらはどこにあるの?)



→ They are _____ the slide.



→ They are _____ the bed.



→ They are _____ the box.

on
in
under




Look at the underlined words. They are called “verbs”. Let’s read.

した せん せん あらわ よ
(下の線のことは“うごき”を表すことばだよ。読んでみよう)



I cook lunch.

I eat lunch .



I drink water.

I cut the paper.



I sing in the room.

I sleep in the room.

