


子どものための英語文法ワークブック

Revised &
Improved!

Basic
English
Grammar
for Kids



Second Edition



M'S WORKBOOK

Section 1 Vowels (母音ってなあに?)



Write the missing letters. (アルファベットを書いて電車^かを完成^{でんしゃ}させよう!)

Uppercase (大文字)



★のついてる
もじ
文字は
なか
アルファベットの中の
もじ
おかあさん文字
だよ!




Trace the words and circle "am", "is" or "are" to make a correct sentence.

(点線の文字をなぞった後『am』か『is』か『are』を選んで○をつけよう)


① I (am
is
are) a doctor.




② You (am
is
are) a cook.



③ He (am
is
are) a teacher.




④ She (am
is
are) a nurse.



Section 6 Be Verb + Pronouns (Be動詞+代名詞) -しつもん文のつくり方-



Trace the words and read the sentences. (点線の英語をなぞってから文を読んでみよう!)



You are a teacher. (あなたは先生です。)

Are you a teacher? (あなたは先生ですか?)

《こたえ方》 { Yes, I am. (はい、そうです。)
 No, I am not. (いいえ、ちがいます。)
 (I'm)

あなたは先生です。



You are a teacher.

あなたは先生ですか?



Are you a teacher?

ぶん 文のはじめの文字は もじ
 おおもじ 大文字になるよ!

しつものときは
 “?” も
 わす 忘れないでね!

Section 8 Basic Verbs (動作をあらわすことば) -動詞-

Grammar1で出てきたよ!

おぼ
覚えてるかな?



Trace the verbs below. Then match them to the correct pictures.

(次の点線のことばをなぞってから、あてはまる絵と線でむすぼう!)

① I open a box.


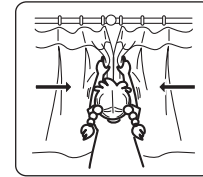
② I close the curtains.

③ I sit down.

④ I stand up.

⑤ I go to school.

⑥ I swim in a pool.






Write the correct word on the lines to make sentence.


(にあうことばを から選んで書こう!)

①




It is

②



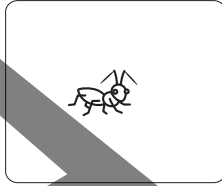
It is

③




It is

④



It is

⑤



It is



long

short

sunny

big

small

どんな
“ようす”か
わかるかな?

