

Revised &  
Improved!



Uppercase & Lowercase

**STEP 5**

Second Edition


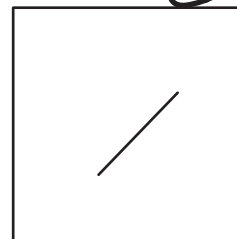

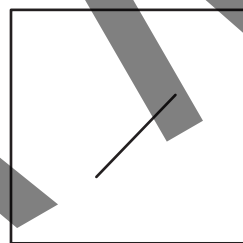
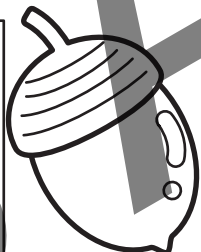
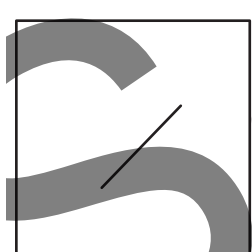


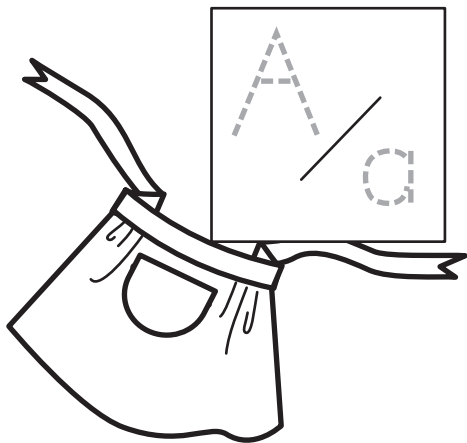
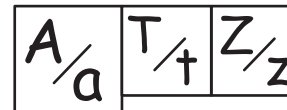
M'S WORKBOOK



🍏 Write the letter that each thing's name begins with in the s. (それぞれの<sup>はじめ</sup>の<sup>もじ</sup>文字を<sup>か</sup>□に書こう。)  
 🍏 Circle the pictures that begin with A/a. (A/aから<sup>はじめ</sup>始まるものを○でかこもう。)



ヒント!  
 “A”からはじまる<sup>ことば</sup>言葉は4つだよ!




A E I O U

🍏 Let's practice writing. (文字を書いてみよう。)

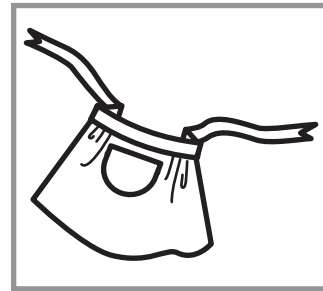


🍏 Trace the letters and say the words. (点線の文字をなぞり英語を読んでみよう!)

👤 注意しよう!  
“A”には2つの音があるよ!




    P P P L E  
    p p p l e




    P R O N  
    p r o n

★ Let's switch the uppercase letters and the lowercase letters. Write the correct letter in the □.  
(大文字は小文字に、小文字は大文字にかえて、□の中に書こう！)




lion → □ ION




nail → □ AIL




pineapple → □ INEAPPLE



robot → □ OBOT



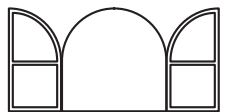
sun → □ un



unicycle → □ nicycle



★ Let's switch the uppercase letters and the lowercase letters. Write the correct letter in the □.  
(大文字は小文字に、小文字は大文字にかえて、□の中に書こう！)



WINDOW




□indow



YOGURT




□ogurt



TURTLE



□URTLE



VEST



□EST




6

SIX



SI□

6



ZEBRA



□EBRA

